

DIESEL SCISSOR LIFT

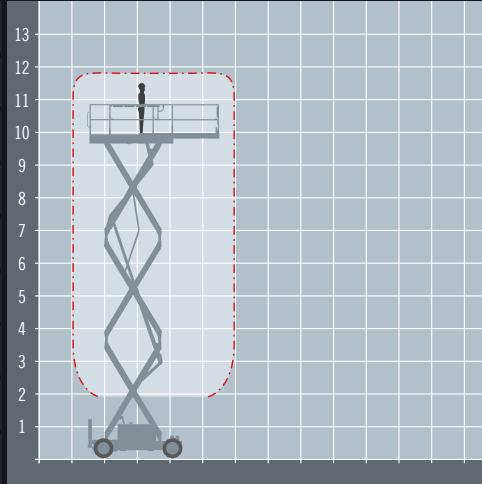
# SKYJACK SJ6832 RTE

ALTERNATIVES: MEC 3259 ERT




## Bi-energy rough terrain scissor lift

REACH HEIGHT	11.75 m
PLATFORM HEIGHT	9.75 m
STOWED HEIGHT*	1.75 m
LENGTH	3.35 m
WIDTH	1.76 m
PLATFORM SIZE	2.44 x 1.42 m
EXTENDED SIZE	3.96 x 1.42 m
WEIGHT	3,844 kg
LIFT CAPACITY	454 kg








Stowed height shown is with the handrails folded.

-  **HYBRID POWERED**  
Diesel and Battery power for flexibility
-  **NON MARKING TYRES**  
Prevents marking to finished floors
-  **ROUGH TERRAIN**  
4 wheel drive for uneven ground
-  **LEVELLING JACKS**  
Levels the machine for use on uneven ground
-  **OUTDOOR RATED**  
Wind rated for outdoor use
-  **IPAF 3a**  
Requires IPAF category 3a

The Skyjack SJ6832 RTE is a compact bi-energy rough terrain scissor lift which offers the same industry leading rugged, robust, and reliability that have made Skyjack famous. The SJ6832 RTE combines the capabilities of the rough terrain diesel powered SJ6832 RT with the quietness and non polluting features of an electric scissor lift.

## A range of extra's for 'Hire or Purchase' designed to give you the GTAdvantage™

-  **STOP NUISANCE BORROWING WITH GTA SECURE™**
-  **REFUEL ON-SITE THE EASY WAY WITH A FUEL BOX!**
-  **STAY FULLY CHARGED WITH TRANSFORMERS AND LEADS**
-  **GAIN ANOTHER PAIR OF HANDS WITH PLATFORM ACCESSORIES**
-  **PROTECT SENSITIVE GROUND WITH 'GROUND GUARDS'**
-  **PROTECT FINISHED SURFACES WITH WHEEL COVERS'**

Find out more about the 'GTAdvantage' extras at [gtaccess.co.uk](http://gtaccess.co.uk)



[gtaccess.co.uk](http://gtaccess.co.uk)

HIRE | TRAINING | SALES | SERVICE **0 3 3 0 3 3 3 4 8 4 8**

THE POWER IN ACCESS™

GTASJ6832 RTE-2019/1